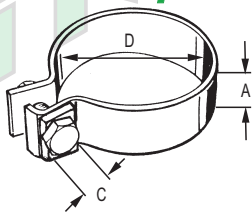


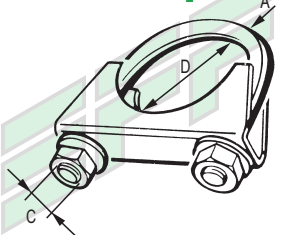
# FASCETTE MAR HOSE CLAMPS MAR ROHRSCHELLEN MAR



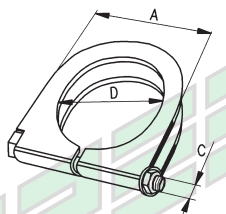
## MAR tipo A



## MAR tipo B



## MAR tipo C



MAR Tipo / Type / Typ A

DIMENSIONI / DIMENSIONS / DIMENSIONEN		
D	m/m	C
33	25	M8
35	25	M8
38	25	M10
40	25	M8
43	25	M10
45	25	M8
47	25	M8
49	25	M8
50	25	M10
53	25	M10
55	25	M10
57	25	M10
60	25	M10
63	25	M10
65	25	M10
70	30	M10
73	30	M10
76	30	M10
78	30	M10
80	30	M10
83	30	M10
86	30	M10
89	30	M10
92	30	M10
98	30	M10
103	30	M10
106	30	M10
108	30	M10
114	30	M10

MAR Tipo / Type / Typ B

DIMENSIONI / DIMENSIONS / DIMENSIONEN		
D	m/m	C
32	7	M8
35	7	M8
38	7	M8
40	7	M8
41	7	M8
42	7	M8
43	7	M8
45	7	M8
46	7	M8
48	7	M8
51	7	M8
53	7	M8
54	7	M8
57	7	M8
59	7	M8
60	9	M10
63	9	M10
66	9	M10
69	9	M10
72	9	M10
76	9	M10
80	9	M10
86	9	M10
89	9	M10
92	9	M10
98	9	M10
106	9	M10
110	9	M10
118	9	M10

MAR Tipo / Type / Typ C

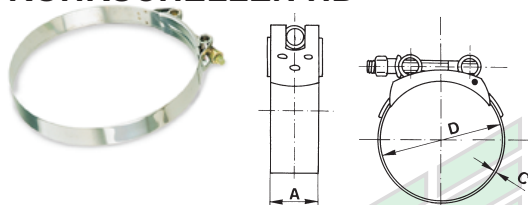
DIMENSIONI / DIMENSIONS / DIMENSIONEN		
D	m/m	C
38	55	M8
41	61	M8
42	61	M8
43	61	M8
44	62	M8
45	63	M8
47	65	M8
49	68	M8
52	72	M8
54	74	M8

**MAR TIPO B**  
Possono stringere da 2 a 3 mm in meno rispetto al diametro indicato.

**MAR TYPE B**  
They can tighten from 2 to 3 mm less than the indicated diameter.

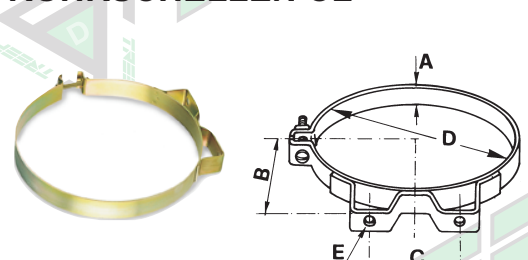
**MAR TYP B**  
Sie können von 2 bis 3 mm weniger als der gezeigt Durchmesser anziehen.

# FASCETTE HD HOSE CLAMPS HD ROHRSCHELLEN HD



DIMENSIONI / DIMENSIONS / DIMENSIONEN mm														
TIPO	D	A	C	TIPO	D	A	C	TIPO	D	A	C			
TYPE	D	A	C	TYPE	D	A	C	TYPE	D	A	C			
TYP	D	A	C	TYP	D	A	C	TYP	D	A	C			
HD 17-19	15	0,8		HD 44-47	20	1,2		HD 86-91	25	1,5		HD 162-174	30	1,7
HD 20-22	15	0,8		HD 48-51	20	1,2		HD 92-97	25	1,5		HD 175-187	30	1,7
HD 23-25	15	0,8		HD 52-55	20	1,2		HD 98-103	25	1,5		HD 188-200	30	1,7
HD 26-28	15	0,8		HD 56-59	20	1,2		HD 104-112	25	1,5		HD 201-213	30	1,7
HD 29-31	15	0,8		HD 60-63	20	1,2		HD 113-121	25	1,5		HD 214-226	30	1,7
HD 32-35	15	0,8		HD 64-67	20	1,2		HD 122-130	25	1,5		HD 227-239	30	1,7
HD 36-39	15	0,8		HD 68-73	25	1,5		HD 131-139	25	1,7		HD 240-252	30	1,7
HD 40-43	15	0,8		HD 74-79	25	1,5		HD 140-148	25	1,7		HD 253-265	30	1,7
				HD 80-85	25	1,5		HD 149-161	30	1,7		HD 266-278	30	1,7

# FASCETTE CL MOUNTING BANDS CL ROHRSCHELLEN CL



TIPO / TYPE / TYP	DIMENSIONI / DIMENSIONS / DIMENSIONEN mm				
	D	B	C	A	E
CL 111	111	65	70	50	M8x1,25
CL 137	137	80	83	20	9
CL 165	165	100	95	22	9
CL 187	187	120	108	25	9
CL 203	203	120	108	25	9
CL 229	229	150	127	32	11,5
CL 260	260	145	127	32	11,5
CL 279	279	155	152	32	13
CL 300	300	175	152	32	13
CL 330	330	184	203	38	10
CL 355	355	206	203	38	12
CL 380	380	203	159	38	11
CL 407	407	231	254	38	12
CL 457	457	234	400	50	14

Descrizioni e caratteristiche tecniche indicative e non impegnative / We reserve the right to change product and specification without prior notice